

Education System in Ontario

Topic Development Ideas

Classes might want to learn more about...

- alternative schools
- correspondence courses
- education funding
- elementary, secondary, and post-secondary education in Ontario
- extracurricular activities
- French-language programs
- home schooling
- how Ontario's education system compares with other countries
- public, separate, private schools in Ontario
- school boards
- school culture in Canada
- teachers' unions and issues

Strategies for Learners

Learners find it useful to...

- get information about the curriculum for their child's grade level
- get involved in child's school by volunteering or attending school events
- paraphrase, repeat to check their understanding of information

Resources for Developing and Teaching Topic

 *Amazing 2! Canadian Newspaper Stories*: Chapter 1, "New Country, New School, New Friends"


 *Gateway to Canada*: "Arts Education and Sports"

 *LINC Classroom Activities, LINC 4*: "A Child's Education"


 *Steps to Employment – Education*


 *Welcome to Canada*

 *Education in Canada: A Newcomer's Introduction*


 blank standardized report cards available from government web site:

<http://www.edu.gov.on.ca/eng/document/forms/report/1998/report98.html>

 Government of Canada: <http://www.canada.gc.ca> (Canadians, Newcomers to Canada, Education)

 Ontario Ministry of Education: <http://www.edu.gov.on.ca>

 Private Schools in Ontario: <http://www.edu.gov.on.ca/eng/general/elemsec/privsch/index.html>

 Settlement.org: <http://www.settlement.org> (Education)

 **Ontario school system, Ontario education, Ontario ministry of education, name of school board**

Education System in Ontario

Topic Outcomes (CLB 5, 6, 7)

Possible outcomes for this topic:

- 🗣️ give a summary of the main points of a presentation
- 🗣️ describe the education system in own country and compare to the education system in Ontario
- 🗣️ ask for and give information in an inquiry about schools
- 🗣️ express feelings, opinions; qualify own opinion in a small group discussion about education
- 🗣️ express and ask about possibility, probability
- 👂 understand factual details and some implied meanings in a 10- to 15-minute presentation, group discussion, or report
- 📖 understand a one-page moderately complex news item or story about the education system
- ✍️ write a one-or two-paragraph text to make a comparison, or give a detailed description

Language Focus

Items to help learners achieve the outcomes:

- vocabulary (*elementary, secondary, OAC, standardized, curriculum, trustee, school councils, streaming, alternative schools*)
- expressions for giving opinions (*I think that..., In my opinion...*)
- expressions of time with for, since, ago
- adjectives: comparative, superlative
- adverbs: intensifiers for strong agreement, disagreement (*absolutely, totally, completely*)
- modals: possibility, probability
- questions: embedded, wh-
- pronunciation: intonation with intensifiers

Sample Tasks

1. In a group, brainstorm a list of ways education in Canada is different from other countries. Share your feelings and opinions about these differences with your classmates.
2. Listen to a recorded text about the education system in Ontario and complete a chart with the headings: Age of the Child, Grade, Type of School, and Name of Diploma or Certificate Granted.
 - 📖 **Experienced:** Draw a table and insert information from Language Task 2. Follow instructions to format the table. Print and display in class or centre.
Skills: Draw Table, Format Table, Table Toolbar
3. Read a news story about the education system in Ontario. Answer comprehension questions.
4. Write a report to compare the education system in Ontario to own country.

Additional Tasks

- 🗣️ **All Levels:** ELLIS – Master Pronunciation – **Speech Acts – Express Opinions, Disagree Politely**
Skills: Open/Close Application, Select and Navigate Through Options, Mouse Skills

Financial Assistance for Students

Topic Development Ideas

Classes might want to learn more about...

- bursaries, grants, loans, and scholarships available through community agencies, corporations, and post-secondary institutions
- Canada Student Loans Program
- consequences of not repaying government student loans
- eligibility requirements for student loans
- Ontario Student Assistance Program (OSAP)
- savings plans for child's post-secondary education (e.g., RESPs)
- total cost of a certificate, degree, or diploma

Strategies for Learners

Learners find it useful to...

- access Internet web sites or library directories for information about available scholarships and bursaries
- have someone translate a loan document before signing
- talk to university and college students (or their parents) about financial-assistance options
- use a unilingual English dictionary for unfamiliar finance, banking terms

Resources for Developing and Teaching Topic

- 📖 *Ontario Reader 2001*: “Financial help for students”
- 📄 brochures available from Human Resources Development Canada, OSAP, banks (e.g., RESPs)
- 🗣️ liaison officer from local community college or university to talk about financial-assistance options
- 🎯 ELLIS – Senior Mastery – Budgeting for a Semester
- 🌟 ScholarshipsCanada.com: <http://www.scholarshipscanada.com>
- 🌟 Canada Education Savings Grant: <http://www.hrdc-drhc.gc.ca/cesg>
- 🌟 Canada Student Loans Program: http://www.hrdc-drhc.gc.ca/student_loans/engraph/index.html
- 🌟 CanLearn Interactive: <http://www.canlearn.ca>
- 🌟 OSAP: <http://osap.gov.on.ca>
- 🌟 Settlement.org: <http://www.settlement.org> (Education/Colleges Universities & Institutes/Fees & Funding)
- 🌟 Student Awards: <http://www.studentawards.com>
- 🔑 **student loan, OSAP**

Financial Assistance for Students

Topic Outcomes (CLB 5, 6, 7)

Possible outcomes for this topic:

- 🗣️ ask for and respond to recommendations and advice about financial assistance
- 🗣️ tell a detailed story, including reasons and consequences
- 🗣️ describe a moderately complex process (e.g., loan application procedure)
- 🗣️ ask for and give detailed information in an inquiry relating to financial assistance
- 🗣️ express and ask about possibility, probability
- 👂 understand instructions when not presented completely in step form and sequence is inferred from the text
- 📖 find information in a moderately complex three- to five-paragraph text about financial assistance
- ✍️ fill out a one- to two-page moderately complex form with up to 40 items (e.g., OSAP application)
- ✍️ write a one- or two-paragraph text to describe a simple process, make a comparison, give a detailed description, or tell a story

Language Focus

Items to help learners achieve the outcomes:

- vocabulary (*bursary, grant, scholarship, OSAP, student loan, documents, financial need*)
- real conditional sentences
- logical connectors: adverbial clause words (*because, since, as, although*)
- modals: ability, possibility, polite requests, certainty
- sequence markers
- pronunciation: intonation in complex sentences

Sample Tasks

1. In small groups describe how post-secondary education is funded in other countries and any financial assistance available for students. Compare with Canada.
2. Listen to an explanation of the student loan application procedure. Sequence sentences in the order in which they occur in the application process.
3. Read brief biographies of students and decide if they are eligible for a student loan by referring to a list of eligibility requirements. (See <http://alphaplus.ca/linc/topic7a.htm> for a sample activity.)
4. Fill out a scholarship application form. (See <http://alphaplus.ca/linc/topic7b.htm> for a sample activity.)

Additional Tasks

🌐 **All Levels:** Go to a student information site (e.g., <http://www.canlearn.ca>). Find information about tuition costs for colleges and universities in your area.

Skills: Internet Basics, Browsers, URL, Hyperlink, Controls, Forms, E-mail Address

Post-Secondary Education

Topic Development Ideas

Classes might want to learn more about...

- admission requirements, exemptions for mature and senior students
- co-op programs
- correspondence courses, distance education
- cultural differences in teaching styles, level of formality in schools in Canada and other countries
- financial assistance for students (e.g., OSAP, scholarships, bursaries, government-assistance programs)
- private training programs
- TOEFL, TWE, TSE, GED, and other English-proficiency tests
- tuition fees
- vocational schools, apprenticeships, internships

Strategies for Learners

Learners find it useful to...

- contact professional associations for information about certification process
- have degrees, transcripts translated into English and evaluated
- listen to recorded messages about application deadlines and registering by phone
- make an appointment with a school counsellor for advice
- read fact sheets related to profession/field
- use the Internet to access phone numbers for departments, faculties

Resources for Developing and Teaching Topic

📖 *Take Part*: Unit 11, “Hitting the Books”

📖 *Words We Use*: Unit 16, “Higher Education”

🌐 ELLIS – Senior Mastery – Registering for Classes

🌐 Access to Professions and Trades: http://www.equalopportunity.on.ca/english_g/apt

🌐 Canadian Information Centre for International Credentials: <http://www.cicic.ca>

🌐 Independent Learning Centre: <http://ilc.edu.gov.on.ca>

🌐 Interactive Training Inventory: http://www1.on.hrdc-drhc.gc.ca/pls/ITIV38/common.opening_screen

🌐 Maclean's: http://www.macleans.ca/pub-doc/universities_2002/index.htm

🌐 OCAS (Ontario College Application Services): <http://www.ocas.on.ca> for on-line application forms and information

🌐 Ontario Colleges of Applied Arts and Technology: <http://www.edu.gov.on.ca/eng/general/list/college.html>

🌐 Ontario Ministry of Education: <http://www.edu.gov.on.ca>

🌐 Ontario Universities: <http://www.edu.gov.on.ca/eng/general/list/univers.html>

🌐 Settlement.org: <http://www.settlement.org> (Education, Adult Education)

🔍 specific name of college or university (e.g., **University of Western Ontario**)

Post-Secondary Education

Topic Outcomes (CLB 5, 6, 7)	Language Focus
<p>Possible outcomes for this topic:</p> <ul style="list-style-type: none"> 👂 ask for and respond to recommendations and advice 👂 ask for and give detailed information related to personal educational needs or experiences 👂 describe post-secondary education in own country and compare to Canada 👂 understand details in a spoken exchange that involves suggestions, advice, or encouragement 👂 understand factual details and some implied meanings in a 10- to 15-minute presentation 📖 find information in an extensive directory or course calendar 📖 understand a one-page moderately complex interview, news item, or story ✍ write a one- or two-paragraph report to make a comparison, give a description, or tell a story 	<p>Items to help learners achieve the outcomes:</p> <ul style="list-style-type: none"> ● vocabulary (<i>prerequisite, faculty, deadline, transcript, undergraduate, graduate studies</i>) ● idioms (<i>drop out, hit the books, cram for an exam, burn the midnight oil</i>) ● adjectives: comparative, superlative, equative, non-equative ● adjective clauses (<i>The university that I like most is in Ottawa</i>) ● modals: suggestions, advice, requests, obligation ● questions: wh-, embedded ● sequence markers ● verb tenses: simple past, present continuous, present perfect ● pronunciation: /r/ and /l/ contrast (<i>cram/clam; grad/glad</i>)

Sample Tasks

1. Jigsaw: Read a paragraph about one aspect of post-secondary education. In a group, discuss and prepare questions. Regroup and ask and answer questions.
2. Listen to a presentation by an ESL college student about his/her experiences in Canada. Answer questions.
3. Read course descriptions in school calendars. Find similar courses and complete a chart with information about fees, dates and times, course codes.
 - 🏆 **All Levels:** Browse college and university web sites to find information about similar programs. Recommend a program based on research.
 - Skills:** Internet Basics, Browsers, Search Engines, Search Types, Bookmarks/Favorites, URL, Hyperlink
4. Write a report comparing similar programs offered at different institutions.

Additional Tasks

- 🌐 **All Levels:** ELLIS – Senior Mastery – **Registering for Classes**
- Skills:** Open/Close Application, Select and Navigate Through Options, Mouse Skills